Panasonic
BUSINESS

PT-RZ120

1-Chip DLP™ Projectors

PT-**RZ120/RZ120L**

Illuminate the Spectacular with Smaller, Lighter, Brighter Laser.

Worldwide Olympic Partner

Worldwide Paralympic Partner

SOLID SHINE LASER

PICTURE BY DLP
A TEXAS INSTRUMENTS TECHNOLOGY

HOW THE GAME-CHANGING PT-RZ120 CAN REVITALIZE YOUR SUCCESS

PT-RZ120/RZ120L 1-Chip DLP™ Projectors

Models	PT-RZ120B	PT-RZ120W	PT-RZ120LB	PT-RZ120LW
Light Output	**12,000 lm*1 / 12,600 lm (Center)*2**			
Resolution	WUXGA			
Contrast	10,000:1*3			
Cabinet Color	Black	White	Black	White
Lens	With supplied lens		Without lens	

Class-beating picture quality in bright venues

Superior brightness, color, and contrast delivered in a compact body

• 1-Chip DLP™ Technology with SOLID SHINE Laser Creates Fully Immersive 12,000 lm*1 Pictures at WUXGA

Dual solid-state lasers and original phosphor wheels develop high brightness, color accuracy, contrast, and resolution, with consistent color uniformity producing spectacular images ideal for large-format multi-screen projection.

• System Daylight View 3

Original Panasonic technology prevents washout in bright rooms and boosts impact in projector-mapping installations. It adjusts sharpness, gamma curves, and colors in real time.


Conventional Projector


System Daylight View 3

Perfect for high-ceiling installation

Long-life design with a compact body

• Filterless Projector Structure with Airtight Optical Block

A refined heat-sink-based cooling system and dust-resistant projector structure opens the door to hermetically sealed optics. Now impervious to dust, air filters and associated maintenance are a thing of the past. This original filterless design contributes to 20,000 hours*4 of maintenance-free operation, useful when the projector is difficult to access.

• Engineered for Continuous 24/7 Projection

Dual-drive laser engine groups diodes into two discrete modules. A redundancy circuit minimizes brightness- and color-uniformity loss should a laser diode fail, enhancing reliability for 24/7 continuous projection. Potential applications include monitoring, surveillance, signage, and public display.

• Compact, Lightweight, and Flexible Design

Extracting even higher brightness from a projector that's the same size as our award-winning PT-RZ970/PT-RZ770 series, the RZ120 is easy to handle and designed to reduce installation labor.

High efficiency, low TCO, better ROI

Flexible installation, streamlined setup, and great adaptability

• Supports 4K Signal Input

The RZ120 supports uncompressed 4K signal input via HDMI® or DIGITAL LINK, enabling future-ready system integration that's compatible with 4K signal input.

Note: Images are converted to Full HD (1920 x 1080) upon video projection.

• Single-Cable DIGITAL LINK Solution

Upward HDBaseT™-compatible DIGITAL LINK transmits video/control commands through a single STP cable*5 for distances of up to 150 m (492 ft)*6 for Full HD and 50 m (164 ft) for 4K*7 video. Optional ET-YFB200G/ET-YFB100G*7 further streamlines installation.

• Separate LAN/DIGITAL LINK Terminals

Separate terminals for LAN and DIGITAL LINK enhance versatility. Installers can assign 100Base-TX- and 10BaseT-compatible control signals via LAN terminal, freeing up DIGITAL LINK for video.

• Data Cloning Function

A data-cloning function allows installers to copy configuration data*8 from a master projector to slave projectors via LAN, expediting setup of multiple RZ120s.

• Wide-Range Powered Lens Shift

Image alignment takes seconds via remote control using extra-wide powered lens shift, which offers up to +50 %, -16 % (V) and +30 %, -10 % (H) adjustment with a standard lens*9.

• Unique Contrast Sync and Shutter Sync Function

Contrast Sync allows the projectors' digitally modulated contrast function to be synchronized over the network for consistent picture quality across screens, while Shutter Sync incorporates a master/slave principle to synchronize shutter on/off timing between all networked projectors. It includes simultaneous fade-in and fade-out functions.

Note: Use of RS-232C straight cable is necessary for all connections. Consult your sales representative for further information

Contrast Sync



Image luminance of all projectors is averaged for unified Dynamic Contrast, rather than each unit setting Dynamic Contrast separately. Step noise is eliminated in edge-blended areas.

• Shares Optional Lenses with Panasonic 1-Chip DLP™ Projectors

The RZ120 shares optional lenses with Panasonic's 1-Chip DLP™ projector family. The wide range of lenses in the lineup contributes to installation flexibility in any space, reducing TCO. * Excluding ET-DLE030

Features that fit you

Simple convenience every day

• Quick Start/Quick Off Mode

With Quick Start/Quick Off Mode, images appear as soon as the RZ120 is switched on, and the projector may be safely switched off any time. Start and finish presentations efficiently and smoothly.

• Multi Monitoring & Control Software and Early Warning Software

Manage up to 2,048 devices via network with convenient system map visualization and auto-search of unregistered devices. The free software is available with Early Warning functions (automatic free 90-day trial available*10). These enable real-time monitoring, abnormality detection, and more.

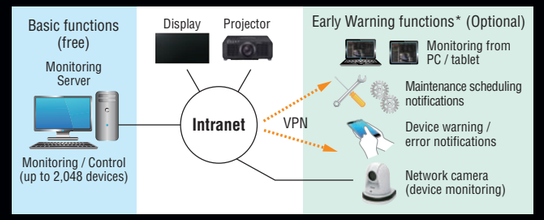

* Software functionality varies depending on the model.

A deeper feature set

- **Multi-Unit Brightness and Color Control**
- **Seamlessly blended screens with Multi-Screen Support System**
- **Backup Input Setting**
- **Free 360-degree installation**
- **Auto Screen Image Rotation**
- **Compatible with Art-Net DMX**
- **Geometric Adjustment and Geometry Manager Pro Software**
- **Smart Projector Control**
- **10,000:1 Dynamic Contrast*3**
- **Detail Clarity Processor 3**
- **Supports Rec.709 Standard**
- **DICOM Simulation Mode*11**

Optional accessories

* US/Europe only. ET-DLE170 is equivalent of supplied lens.

- **Ceiling Mount Bracket** ET-PKD130H (6-axis, for high ceiling) / ET-PKD120H (for high ceiling) / ET-PKD120S (for low ceiling) • **Projector Mount Bracket** ET-PKD130B
- **Geometry Manager Pro Software Upgrade Kit** ET-UK20 • **Auto Screen Adjustment Upgrade Kit** ET-CUK10 / ET-CUK10P • **Early Warning Software** ET-SWA100 Series*12
- **DIGITAL LINK Switcher** ET-YFB200G*7 • **Digital Interface Box** ET-YFB100G*7

*1 Measurement, measuring conditions, and method of notation all comply with ISO/IEC 21118: 2012 international standards. Value is average of all products when shipped. *2 Average light-output value of all shipped products measured at center of screen in NORMAL Mode. *3 With Dynamic Contrast Mode set to [3]. *4 Around this time, light output will have decreased by approximately 50%. IEC62087: 2008 Broadcast contents, NORMAL Mode, Dynamic Contrast [3], under conditions with 30 °C (86 °F), 700 m (2,297 ft) above sea level, and 0.15 mg/m³ of particulate matter. Panasonic recommends cleaning or checkup at point of purchase after every 20,000-hour period (approximately). Estimated maintenance time varies depending on environment. *5 CAT 5e cable or higher. *6 150 m (492 ft) transmission available only with ET-YFB200G DIGITAL LINK Switcher for signals up to 1080p in Long Reach Mode. *7 ET-YFB200G Switcher and ET-YFB100G Interface Box are not compatible with 4K signals. *8 Some configuration data cannot be copied. Function is supported among identical projector models only. *9 Lens shift is +40 %, -16 % (V) / +19 %, -10 % (H) with ET-DLE060, and +50 %, -16 % (V) / +28 %, -10 % (H) with ET-DLE085/ET-DLE105. Lens shift is not supported on the ET-DLE055, and optical axis is fixed with the ET-DLE035. *10 Free 90-day trial available upon installation of Multi Monitoring & Control Software Ver. 2.0 or later. Multi Monitoring & Control Software Ver. 2.0 or later is required for Early Warning functions. Purchase a license and activate at PASS when trial period expires to continue using Early Warning functions. *11 This product is not a medical instrument. Do not use for actual medical diagnosis. *12 Part number suffix may differ depending on the license type. Multi Monitoring & Control Software Ver. 2.0 or later is required. Please download from the following website: https://panasonic.net/cns/projector/download/application/

Specifications

Model	With supplied lens	PT-RZ120
	Without lens	PT-RZ120L
Projector type		1-Chip DLP™ projector
DLP™ chip	Panel size	17.0 mm (0.67 in) diagonal (16:10 aspect ratio)
	Display system	DLP™ chip x 1, DLP™ projection system
	Number of pixels	2,304,000 (1920 x 1200) x 1
Light source		Laser Diode
Light output		12,000 lm*1 / 12,600 lm (Center)*2
Time until light output declines to 50 %*3		20,000 hours (NORMAL)/24,000 hours (ECO)
Resolution		1920 x 1200 pixels
Contrast*1		10,000:1 (Full On/Full Off, Dynamic Contrast Mode: 3)
Screen size (diagonal)		1.27–15.24 m (50–600 in), 1.27–5.08 m (50–200 in) with ET-DLE055, 2.54–8.89 m (100–350 in) with ET-DLE035, 16:10 aspect ratio
Center-to-corner uniformity*1		90 %
Lens		PT-RZ120: Powered zoom (throw ratio 1.7–2.4:1), powered focus F 1.7–1.9, f 25.6–35.7 mm PT-RZ120L: Optional powered zoom/focus lenses
Lens shift*4	Vertical (from center of screen)	+50 %, -16 % (+40 %, -16 % with ET-DLE060) (Powered)
	Horizontal (from center of screen)	+30 %, -10 % (+19 %, -10 % with ET-DLE060 / +28 %, -10 % with ET-DLE085/ET-DLE105) (Powered)
Keystone correction range		Vertical: ±40 ° (±16 ° with ET-DLE060, ±22 ° with ET-DLE105/ET-DLE085/ET-DLE055, +5 ° with ET-DLE035), Horizontal: ±15 °(±10 ° with ET-DLE060) (Cannot be operated with ET-DLE035)
Keystone correction range with optional ET-UK20 Upgrade Kit		Vertical: ±45 ° (±16 ° with ET-DLE060, ±40 ° with ET-DLE150/ET-DLE250/supplied lens, ±22 ° with ET-DLE105/ET-DLE085/ET-DLE055), Horizontal: ±40 ° (±10 ° with ET-DLE060, ±15 ° with ET-DLE105/ET-DLE085/ET-DLE055) When [VERTICAL KEYSTONE] and [HORIZONTAL KEYSTONE] are used simultaneously, correction cannot be made exceeding total of 55 °.
Installation		Horizontal/vertical, free 360-degree installation
Terminals	SDI IN	BNC x 1: 3G/HD/SD-SDI input
	HDMI IN	HDMI 19-pin x 1 (Compatible with HDCP 2.2, Deep Color, 4K signal input)
	DVI-D IN	DVI-D 24-pin x 1 (DVI 1.0 compliant, compatible with HDCP, compatible with single link only)
	RGB 1 IN	RGB x 1 (BNC x 5): RGB/YPBPR/YCBCR
	RGB 2 IN	D-sub HD 15-pin (female) x 1: RGB/YPBPR/YCBCR
	SERIAL/MULTI-PROJECTOR SYNC IN	D-sub 9-pin (female) x 1 for external control (RS-232C compliant)
	SERIAL/MULTI-PROJECTOR SYNC OUT	D-sub 9-pin (male) x 1 for link control
	REMOTE 1 IN	M3 x 1 for wired remote control
	REMOTE 1 OUT	M3 x 1 for link control (for wired remote control)
	REMOTE 2 IN	D-sub 9-pin (female) x 1 for external control (Parallel)
	LAN	RJ-45 x 1 for network connection, 10Base-T, 100Base-TX (Compatible with PJLink™ [Class 2], Art-Net)
	DIGITAL LINK/LAN	RJ-45 x 1 for network and DIGITAL LINK connection (HDBaseT™ compliant), 100Base-TX (Compatible with PJLink™ [Class 2], Art-Net, HDCP 2.2, Deep Color, 4K signal input)
Power supply		AC 100–240 V, 50/60 Hz
Power consumption		1,100 W
Cabinet materials		Molded plastic
Operation noise*1		44 dB (Normal)/41 dB (Quiet1)/38 dB (Quiet2)
Dimensions (W x H x D)		PT-RZ120: 498 x 200*5 x 581 mm (19 19/32″ x 7 7/8″*5 x 22 7/8″) (with supplied lens) PT-RZ120L: 498 x 200*5 x 538 mm (19 19/32″ x 7 7/8″*5 x 21 3/16″) (without lens)
Weight*6		PT-RZ120: Approximately 23.6 kg (51.9 lbs) (with supplied lens) PT-RZ120L: Approximately 22.8 kg (50.2 lbs) (without lens)
Operating environment		Operating temperature: 0–45 °C (32–113 °F)*7, operating humidity: 10–80 % (No condensation)
Applicable software		Logo Transfer Software, Multi Monitoring & Control Software, Geometry Manager Pro, Smart Projector Control for iOS/Android™
Supplied accessories		Power cord, wireless/wired remote control unit, batteries (AAA/R03 or AAA/LR03 battery), CD-ROM (operating instructions), Lens Mount Cover, Lens Cover (models with lens only)

Note: PT-RZ120L offers the same performance as PT-RZ120, but comes without a lens.

*1 Measurement, measuring conditions, and method of notation all comply with ISO/IEC 21118: 2012 international standards. Value is average of all products when shipped. *2 Average light-output value of all shipped products measured at center of screen in NORMAL Mode. *3 Around this time, light output will have decreased by approximately 50 %. IEC62087: 2008 Broadcast contents, NORMAL Mode, Dynamic Contrast [3], under conditions with 30 °C (86 °F), 700 m (2,297 ft) above sea level, and 0.15 mg/m³ of particulate matter. Estimated time until light output declines to 50 % varies depending on environment. *4 Lens shift is not supported on the ET-DLE055, and the optical axis is fixed with the ET-DLE035. *5 With legs at shortest position. *6 Average value. May differ depending on the actual unit. *7 The light output may be reduced to protect the projector depending on the temperature or altitude of operational environment.

Projection Distances

Unit: meters (feet)

Diagonal image size	Distance to screen (A)																
	Zoom Lenses																Fixed-focus Lens
	ET-DLE060		ET-DLE085		ET-DLE105		ET-DLE150		Standard Lens/ET-DLE170		ET-DLE250		ET-DLE350		ET-DLE450		ET-DLE055
Throw ratio (16:10 aspect ratio)	0.600-0.801:1		0.782-0.977:1		0.978-1.32:1		1.30-1.89:1		1.71-2.41:1		2.27-3.62:1		3.58-5.45:1		5.36-8.58:1		0.785:1
	min.	max.	min.	max.	min.	max.	min.	max.	min.	max.	min.	max.	min.	max.	min.	max.	
2.54 (100″)	1.31 (4.3)	1.74 (5.7)	1.70 (5.6)	2.11 (6.9)	2.12 (7.0)	2.86 (9.4)	2.81 (9.2)	4.08 (13.4)	3.71 (12.2)	5.21 (17.1)	4.92 (16.1)	7.81 (25.6)	7.74 (25.4)	11.76 (38.6)	11.62 (38.1)	18.55 (60.8)	1.70 (5.6)
3.05 (120″)	1.58 (5.2)	2.10 (6.9)	2.05 (6.7)	2.55 (8.4)	2.55 (8.4)	3.44 (11.3)	3.38 (11.1)	4.90 (16.1)	4.47 (14.7)	6.27 (20.6)	5.91 (19.4)	9.39 (30.8)	9.31 (30.6)	14.14 (46.4)	14.00 (45.9)	22.31 (73.2)	2.05 (6.7)
3.81 (150″)	1.99 (6.5)	2.63 (8.6)	2.57 (8.4)	3.19 (10.5)	3.20 (10.5)	4.32 (14.2)	4.24 (13.9)	6.14 (20.1)	5.60 (18.4)	7.86 (25.8)	7.41 (24.3)	11.75 (38.6)	11.68 (38.3)	17.71 (58.1)	17.58 (57.7)	27.97 (91.8)	2.58 (8.5)
5.08 (200″)	2.67 (8.7)	3.53 (11.6)	3.44 (11.3)	4.27 (14.0)	4.29 (14.1)	5.77 (18.9)	5.67 (18.6)	8.20 (26.9)	7.50 (24.6)	10.50 (34.5)	9.91 (32.5)	15.70 (51.5)	15.61 (51.2)	23.66 (77.6)	23.54 (77.2)	37.39 (122.7)	3.45 (11.3)
7.62 (300″)	4.03 (13.2)	5.32 (17.4)	5.18 (17.0)	6.43 (21.1)	6.46 (21.2)	8.68 (28.5)	8.53 (28.0)	12.33 (40.4)	11.28 (37.0)	15.79 (51.8)	14.91 (48.9)	23.59 (77.4)	23.49 (77.1)	35.56 (116.7)	35.46 (116.3)	56.24 (184.5)	–
10.16 (400″)	5.39 (17.7)	7.11 (23.3)	6.93 (22.7)	8.59 (28.2)	8.63 (28.3)	11.59 (38.0)	11.39 (37.4)	16.45 (54.0)	15.07 (49.4)	21.07 (69.1)	19.90 (65.3)	31.48 (103.3)	31.36 (102.9)	47.46 (155.7)	47.38 (155.4)	75.08 (246.3)	–
12.70 (500″)	6.75 (22.1)	8.90 (29.2)	8.67 (28.5)	10.75 (35.3)	10.80 (35.4)	14.50 (47.6)	14.25 (46.7)	20.58 (67.5)	18.86 (61.9)	26.36 (86.5)	24.90 (81.7)	39.37 (129.2)	39.23 (128.7)	59.36 (194.7)	59.30 (194.6)	93.93 (308.2)	–
15.24 (600″)	8.11 (26.6)	10.69 (35.1)	10.42 (34.2)	12.91 (42.3)	12.97 (42.6)	17.41 (57.1)	17.11 (56.1)	24.70 (81.0)	22.64 (74.3)	31.65 (103.8)	29.89 (98.1)	47.25 (155.0)	47.11 (154.6)	71.25 (233.8)	71.22 (233.7)	112.77 (370.0)	–

Diagonal image size	Ultra-Short-Throw Lens				
	ET-DLE035				
Throw ratio (16:10 aspect ratio)	0.380:1				
	Proection distance			Close-up system dimensions	
	(A)	(B)	(C)	(D)	(E)
2.54 (100″)	0.82 (2.7)	0.65 (2.1)	0.11 (0.4)	0.43 (1.4)	0.63 (2.1)
3.05 (120″)	0.98 (3.2)	0.81 (2.7)	0.28 (0.9)	0.53 (1.7)	0.73 (2.4)
3.81 (150″)	1.23 (4.0)	1.06 (3.5)	0.52 (1.7)	0.68 (2.2)	0.88 (2.9)
5.08 (200″)	1.63 (5.3)	1.46 (4.8)	0.93 (3.1)	0.93 (3.1)	1.13 (3.7)
6.35 (250″)	2.04 (6.7)	1.87 (6.1)	1.34 (4.4)	1.18 (3.9)	1.38 (4.5)
7.62 (300″)	2.45 (8.0)	2.28 (7.5)	1.74 (5.7)	1.43 (4.7)	1.63 (5.4)
8.89 (350″)	2.85 (9.4)	2.68 (8.8)	2.15 (7.1)	1.69 (5.5)	1.89 (6.2)

Dimension Definitions

If using lens other than the ET-DLE035

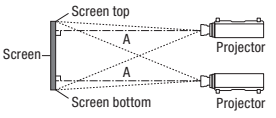

If using the ET-DLE035

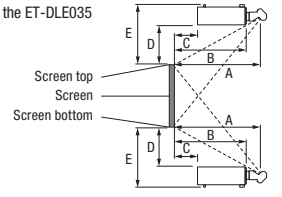

Panasonic®

For more information about Panasonic projectors, please visit:
Projector Global Website – **panasonic.net/cns/projector**
Facebook – **www.facebook.com/panasonicprojectoranddisplay**
YouTube – **www.youtube.com/user/PanasonicProjector**

All information included here is valid as of October 2018.

RZ120_G1 Printed in Japan.